



MOTHER'S GLOBAL SCHOOL

Gurukulam

My Dear Shining Stars,

Cheers!! Here arrive the days of fun and days of joy!! The long summer break. So it is time for:-

Playing in Parks, And Splashing in pools,
Dancing with friends
And Jogging with grand parents.

Having Yummy Ice Creams
And sweet cold shakes

Oh, Yes, not only that, but playing games like CAT (Count & Tell) WAT (Watch & Tell), BOW (Building of words) and TIE (Talk in English) with your parents.



Dear Kids, do remember to wish your dad with a beautiful greeting card made with your own little hands on Father's Day on June 18, 2017.

Lots of love,


Neeta Jetty

Njetty


12-05-2017




HAPPY
HOLIDAYS !!!



Colour the picture.



PRE PRIMARY
EDUTAINMENT (2017-18)



हिन्दी

- कक्षा में किए गए अक्षरों का व अ-अः तक क्रमानुसार बोलने का अभ्यास करें ।
- अ से ऊ तक के अक्षरों में से किसी एक से संबंधित वस्तु बनाएं । (घर में रखी बेकार वस्तुओं से)
- कोई एक कविता “अच्छी आदतों” पर हाव -भाव के साथ याद करें ।
- अभ्यास-पत्रिका १ से ५ तक-----सलंगन ।

English

- Write a to z five times in English notebook.
- Practice reading three letter words from book “Primer” Page 10 and 12
- Learn any story in English to narrate in class with props. (In third week of July)
- Do the attached activity sheets. (from 6 to 8)

Numbers

- Write 1-50 in your notebook. (two times)
- Learn to say counting 1 to 100.
- In your number book , Do pages: 10 13,16,39,43,45,47,49 and 50.
- Do the attached activity sheets. (from 9 to 10)

Around us

- Do the attached activity sheets from 11 to 13

Computer

- Do the attached activity sheet.
- See and write the following name of computer parts on activity sheet number 14

MONITOR

KEYBOARD




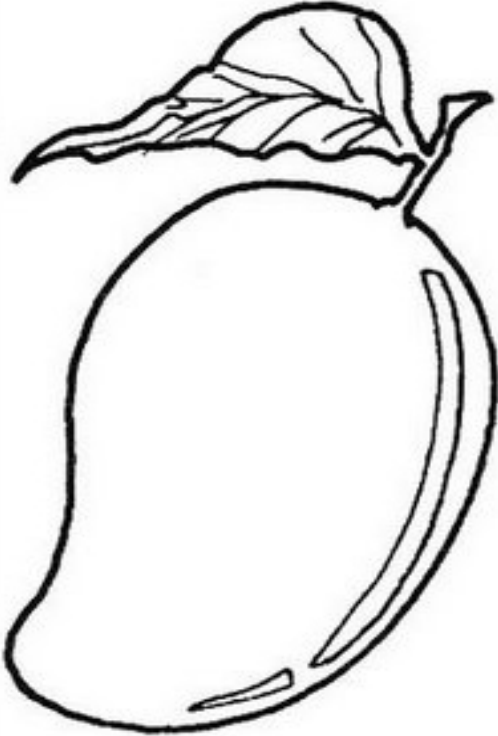
MOUSE

C.P.U.

Make a beautiful card for your
Dear Father on occasion of
"Father's Day"


अभ्यास पत्रिका - १

- "अ" स्वर से शुरू होने वाले चित्रों में लाल रंग भरें व "आ" स्वर से शुरू होने वाले चित्रों में हरा रंग भरें ।



अभ्यास पत्रिका - २

- 'इ' स्वर - दिए गए चित्र में हरे रंग से अंगूठे की छाप दें ।



- 'इ' स्वर से शुरु होने वाले दो चित्र चिपकाएँ ।

अभ्यास पत्रिका - ३

- स्वर "उ" - उपवन में दिखाई देने वाली चीज़ें बनाएँ व रंगों से सजाएँ ।


- स्वर 'ऊ'- ऊपर आसमान में दिखने वाली चीज़ों के चित्र चिपकाएँ ।

अभ्यास पत्रिका - ४

- 'ऋ' से संबंधित चार चित्र चिपकाएँ ।

अभ्यास पत्रिका - ५

- अ से अः के बिंदुओं को मिलाएँ व चित्र में रंग भरें ।




Activity 6

Learning is fun!! So let's recognize the picture and join the sounds and write a word.




c → a p
x t m

cat



s f o
u a n



z a p
t v q

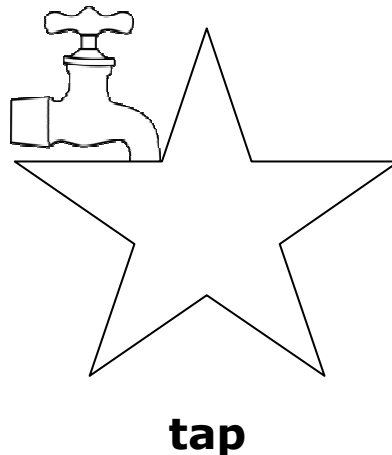







l a i
s d e



e g a
b j m


Colour the stars having 'a' sound words and read the word.



Write the word for the given Sounds.

Activity -8

• One is done for you.



mam
am

at

ap


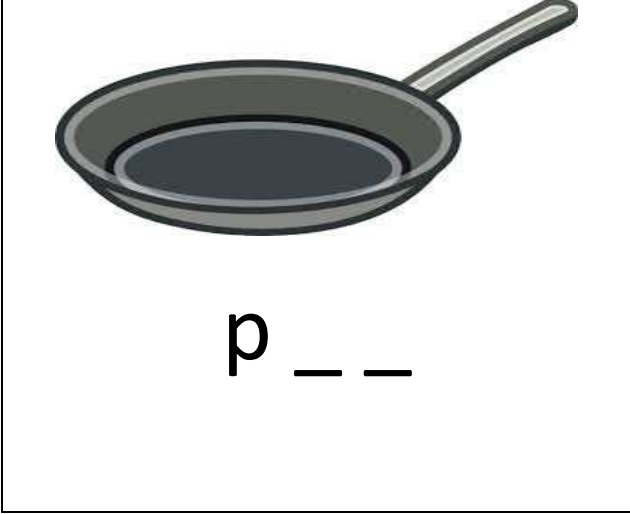
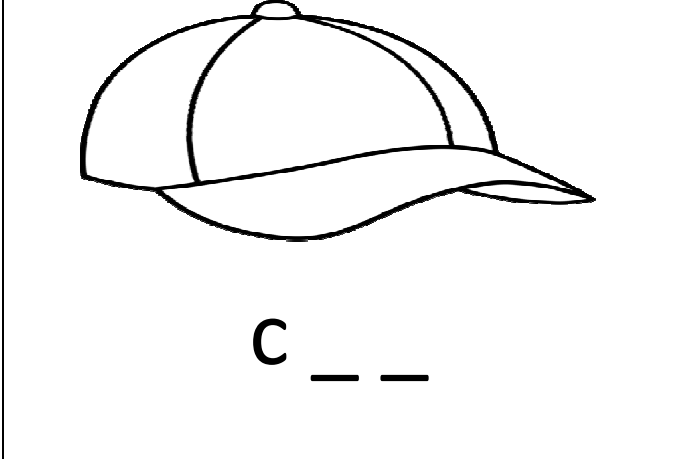

ay

ad

ag

an

Identify the picture and complete the Words.



Activity 9

Write in Correct Sequence (one is done for you)

2	3	1
8	10	9
19	20	18
15	14	13
29	31	30
46	48	47
9	10	11

→

1	2	3

→

→

→

→

→

→

Fun Handprint Art

Apply fingerprint expressions according to number given.

5



4



6



3




2




My Colourful Garden

Count the petals of flowers and colour each flower according to the given key.

Colour Key :- 5 petals –Red	8 petals – Yellow
6 petals – Pink	10 petals – Orange
Leaves - Green	



Hibiscus



Daisy



Sunflower



Lotus

All About Me

My name is _____

I am a _____

I read in Pre Primary _____

My Class Teacher is _____

My Phone number is _____

I am learning to write my name

(write your name in the space given)

_____ likes
to play.

_____ likes
to read.

_____ likes
to sing.

_____ likes
to dance.


_____ likes
to clap.

_____ likes
to jump.

OUR SENSE ORGANS

Eyes - See


I look in the mirror I see myself.



Draw what you see.

Nose - Smell

I go to the park in the evening, I like the smell of flowers.



Draw or paste picture of a flower.

Skin - Touch


I touch my toy _____ I feel it hard / soft.



Paste or draw picture

Ears - Hear

I enjoy listening to the music on T. V. / Mobile.



Paste picture

Tongue -Taste

Today I tasted _____
in Mumma's kitchen.



Paste picture

Tick () whether it is sweet, sour, salty or bitter.

Activity- 14

Q1 Join the dots and complete the picture and colour it. Also learn the name of computer parts.

